

---

## D-1 Study Guide

---

### HORSE MANAGEMENT EXPECTATIONS

---

*The candidate is a beginning-level horse manager, willing to learn the simple routine necessary for safe handling of quiet, well trained horses. His or her knowledge will vary widely depending on age, educational level, and experience.*

---

### TURNOUT/TACK

---

- *Refer to Standards of Proficiency for detail on attire for certifications.*
- *Groom mount and pick out hooves with assistance if needed.*

**Step-by-step description for grooming:**

- |    |     |
|----|-----|
| 1. | 6.  |
| 2. | 7.  |
| 3. | 8.  |
| 4. | 9.  |
| 5. | 10. |

- *Tack up and untack mount, with assistance.*

**Describe the steps you do to tack up your horse:**

- 1.
- 2.
- 3.

4.

5.

**Describe the steps to untack your horse:**

1.

2.

3.

4.

5.

---

## CONDITIONING

---

- *Give 1 reason for cooling out mount after exercise.*

**Describe how you might cool out your mount after you ride:**

1.

2.

3.

---

## NUTRITION

---

- *Demonstrate how to feed a treat to a pony.*

**Explain how to feed a treat safely:**

1.

- *Give 1 example of a succulent.*

**Name a few succulents that horses like to eat:**

- 1.
- 2.

- *Discuss why and how often water should be available.*

**Explain why horses/ponies need water available all times?**

- 1.
- 2.

---

## **STABLE MANAGEMENT**

---

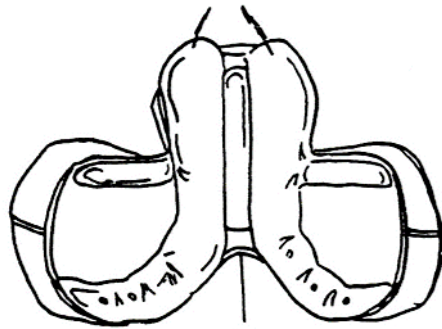
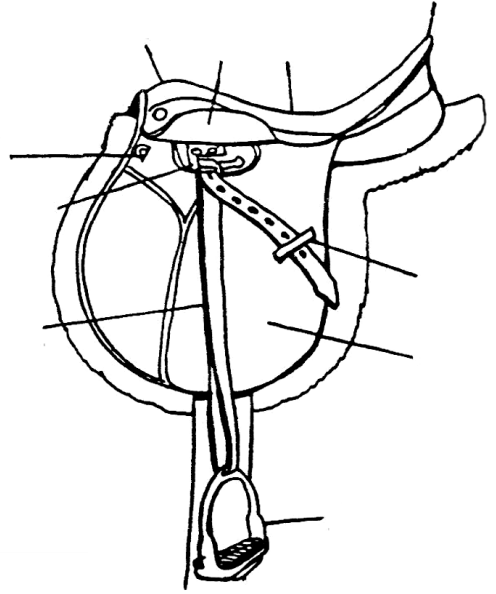
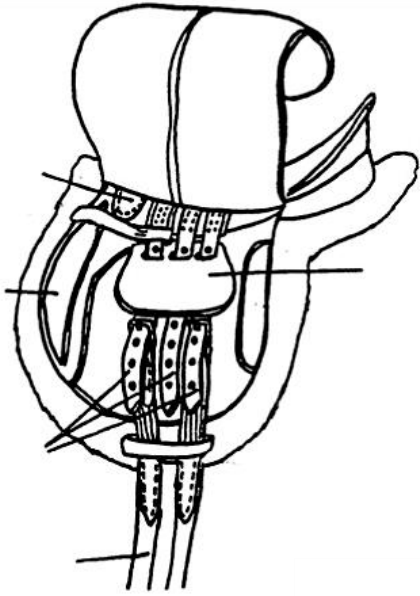
- *Know 2 reasons for cleaning tack.*

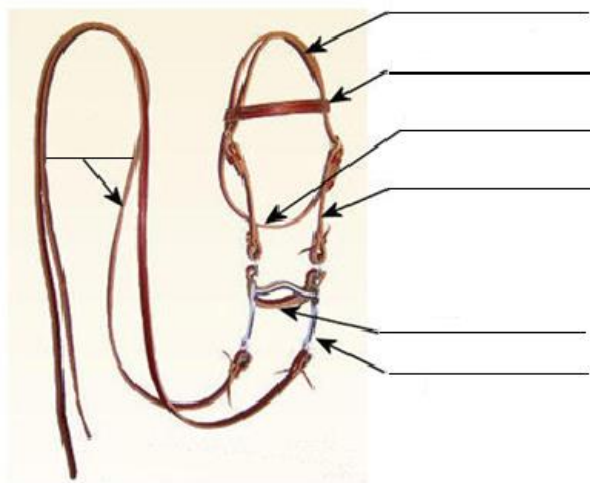
**Why should you clean your tack?**

- 1.
- 2.
- 3.
- 4.

- *Name 6 saddle parts and 4 bridle parts.*

**Write the parts of the saddles below:**



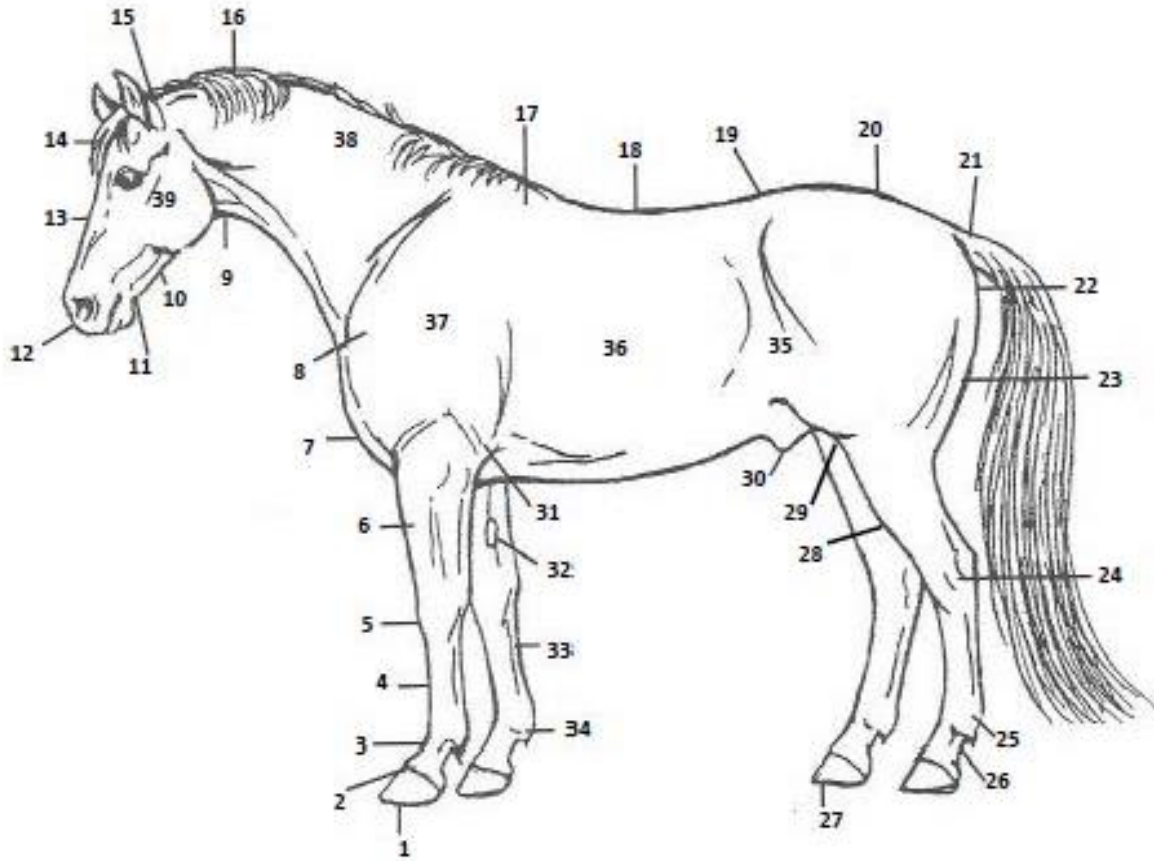


---

## BREEDS, PONY PARTS, COLORS

---

- Name any 10 parts of the mount (such as mane, tail, leg, eye, etc.).



- |     |     |     |
|-----|-----|-----|
| 1.  | 14. | 27. |
| 2.  | 15. | 28. |
| 3.  | 16. | 29. |
| 4.  | 17. | 30. |
| 5.  | 18. | 31. |
| 6.  | 19. | 32. |
| 7.  | 20. | 33. |
| 8.  | 21. | 34. |
| 9.  | 22. | 35. |
| 10. | 23. | 36. |
| 11. | 24. | 37. |
| 12. | 25. | 38. |
| 13. | 26. | 39. |

How many parts can you name?

- *Know color and breed of own mount.*

**What is the breed of your horse?** \_\_\_\_\_

**What color is your horse?** \_\_\_\_\_

---

### TRAVEL SAFETY

---

- *Know basic rules of safe riding in a group, in an enclosed area.*

**What are some of the rules you need to follow when there are others riding in the arena with you?**

- 1.
- 2.
- 3.

---

### RECORD BOOK

---

- *Bring a completed USPC stall card for own mount and explain why it is important.*

**What information needs to be on a stall card and why?**

- 1.
- 2.
- 3.
- 4.

**Fill out a stall card for your horse on the next page or [click here for fillable PDF:](#)**



# Stall Card

Club or Center/Region \_\_\_\_\_

Rider Name(s) \_\_\_\_\_

Competitor #(s): \_\_\_\_\_ Certification(s): \_\_\_\_\_

**List competitor information for ALL riders using mount.**

The following information is required so these individuals can be contacted when not on rally grounds. Provide emergency contact information with area codes.

**Chaperone:** \_\_\_\_\_

Cell phone number ( ) \_\_\_\_\_

**Adult Emergency Contact:** \_\_\_\_\_

Home phone number ( ) \_\_\_\_\_

Cell phone number ( ) \_\_\_\_\_

**Veterinarian:** \_\_\_\_\_

Phone number ( ) \_\_\_\_\_

**Farrier:** \_\_\_\_\_

Phone number ( ) \_\_\_\_\_

**Mount's Name:** \_\_\_\_\_

Age: \_\_\_\_\_ Sex: \_\_\_\_\_ Height: \_\_\_\_\_

Vital Signs at Rest: Temp \_\_\_\_\_ Pulse \_\_\_\_\_ Resp \_\_\_\_\_

Stable Vices: \_\_\_\_\_

Allergies: \_\_\_\_\_

List any medications, supplements, nutraceuticals and/or loose salt administered. Include name and amount(s).  
\_\_\_\_\_  
\_\_\_\_\_

**Picture or Physical Description of Mount**

\_\_\_\_\_

\_\_\_\_\_

\_\_\_\_\_

\_\_\_\_\_

\_\_\_\_\_

\_\_\_\_\_

\_\_\_\_\_

\_\_\_\_\_



## HEALTH CARE & VETERINARY KNOWLEDGE

---

- *Discuss what a veterinarian is.*

**How does a veterinarian help a horse or pony stay healthy?**

- *Give 1 reason a veterinarian might need to provide care for your mount.*

**Can you name your veterinarian you use for your mount?**

---

## LAND CONSERVATION

---

- *Verbally list 2 different places in your area where horse activities take place. Include where you have your Pony Club mounted meetings.*

**List places you know where there are horse activities in your area (Pony Club meetings, Rodeos, Racing, Trail riding)**

- 1.
- 2.
- 3.
- 4.

---

## LEADING & LONGEING

---

- *Approach mount safely, put on halter.*
- *Demonstrate walk-halt-walk transitions and turning in the correct direction.*

**What side of the horse should you be on when leading?**

**Where should your hands be?**

**How should you hold the lead rope?**

**How do you turn your horse?**

---

## FOOT & SHOEING

---

- *Give 1 reason to pick out hooves.*
  - 1.
  - 2.
  - 3.
- *Tell whether your mount wears shoes or not.*

---

## SAFETY

---

- *Name 3 pieces of clothing or equipment that you should wear for your safety when you ride.*

**Name some safe clothing:**

1.

2.

3.

**Name some safe equipment:**

1.

2.

3.

---

### **TEACHING**

---

- *Name 1 instructor where you ride.*

---

### **EQUINE SPORTS**

---

- *Name 2 disciplines listed on the USPC website.*

**What other USPC disciplines would you like to try or learn more about?**

1.

2.

3.